


Connecticut Service Needs Study

**16 and 17 Year-old
Court-involved Youth**


Final Report

Hornby Zeller Associates, Inc.




Purpose

- Identify types and quantities of services needed for 16 and 17 year-old youth to move successfully to the juvenile system
 - Calculate size of population needing services
 - Quantify service needs by type
 - Identify relevant services that work
 - Calculate costs of those services




Size of Population Needing Services



Population: 16 and 17 year olds

- About 12,000 arrests each year
 - 69% involve misdemeanors
 - 61% of offenders are White
 - 35% result in convictions

- 36% of arrests are same year repeats
 - Average of 7,640 unique youth
 - Number of arrests per youth range from 1 to 20+




Population to Be Served

□ How many do **not** need services?

- Number not served *AND*
- Number of those not re-offending =
- 61 percent of total


□ How well can the system predict?

- Divert 50%
- Serve 50%




Result of Population to Be Served:

- More than **double** the number served now



Service Needs



Most Frequent Needs

1. Education and Employment

96% of Hispanics

87% of Blacks


81% of Whites

2. Leisure Time and Peer Influences

89% of Blacks

79% of Whites

73% of Hispanics



Most Frequent Needs

3. Alcohol and Drugs

68% of Whites

51% of Blacks

45% of Hispanics

4. Emotional

58% of Whites

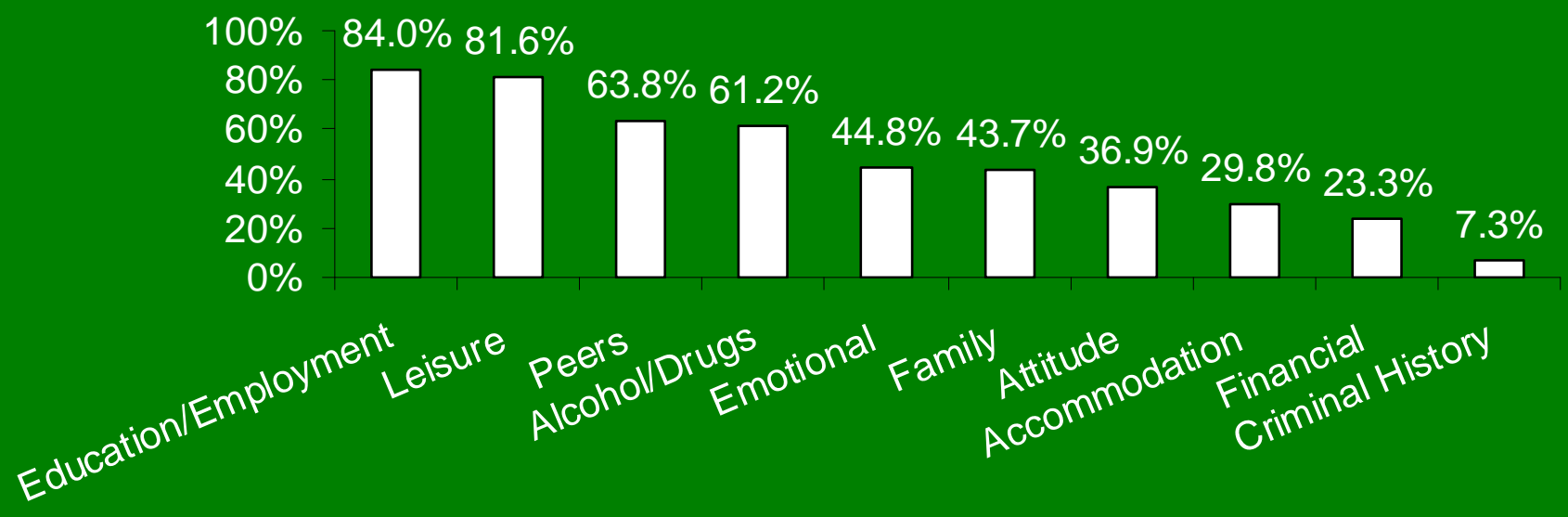
25% of Hispanics


24% of Blacks



Service Needs


Population to Be Served by Percent in Need





Conclusion about Service Needs

- Most youth have needs for concrete services: education, job skills, leisure activities
 - Several of the needs areas overlap in terms of service response: emotional, family, attitude, alcohol and drugs
-



Services that Work



Clinical

- ✓ Multi-systemic Therapy
 - ✓ Multi-dimensional Family Therapy
 - ✓ Functional Family Therapy
 - ✓ Brief Strategic Family Therapy
 - ✓ Cognitive Behavioral Treatment
 - ✓ Aggression Replacement Therapy
-




Educational/Employment

- ✓ YouthBuild
 - Community Restitution and Apprenticeship Focused Training (CRAFT)
 - Supported Employment
-



Educational/Employment

- Court Employment Project
 - Job Start
 - School Based Probation Officers
 - Connections
-



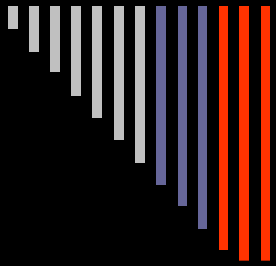
Other

- ✓ Transitional Housing
- ✓ Independent Living and Life Skills
- ✓ Motivational Interviewing
- Restorative Justice for Low Risk Offenders




Other

- Broader Urban Involvement and Leadership Development (BUILD)
- ✓ Girls' Circle
- ✓ Mentoring, Big Brothers/Big Sisters



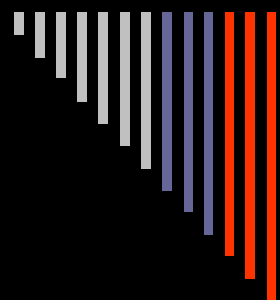
Costs of Services



Needs and Costs


Estimated Gross Costs of Services to Non-diverted 16 and 17 Year-olds

Service Domain	Estimated Youth	Cost per Youth	Total Cost
Clinical	3844	\$2552	\$9,810,000
Education / Employment	3621	\$3215	\$11,642,000
Housing/ Independent Living	180	Variable	\$1,000,000
Relationships / Other	4884	Variable	\$1,000,000
Total Not Diverted	5988		\$23,452,000



Net Costs

- Gross Costs: \$23.5 m
- Costs Net of Current: \$17.5 m
- Costs Net of Savings: \$16.5 m
- Costs Net of Federal: \$????



Recommendations



Recommendation 1

Continue current efforts to provide evidence based programs to include sufficient services for at least one-half of the 16 and 17 year-old offender population, focusing on mental health and substance abuse needs.



Recommendation 2

Develop services which focus on education and employment of 16 and 17 year-olds including a concerted effort to work with other groups such as educators, employers and service organizations.



Recommendation 3

Begin to provide services to address the accommodation and independent living needs of 16 and 17 year-olds.



Recommendation 4

Explore other approaches to addressing the needs of the 16 and 17 year-old population, including motivational interviewing for probation officers and mentoring.

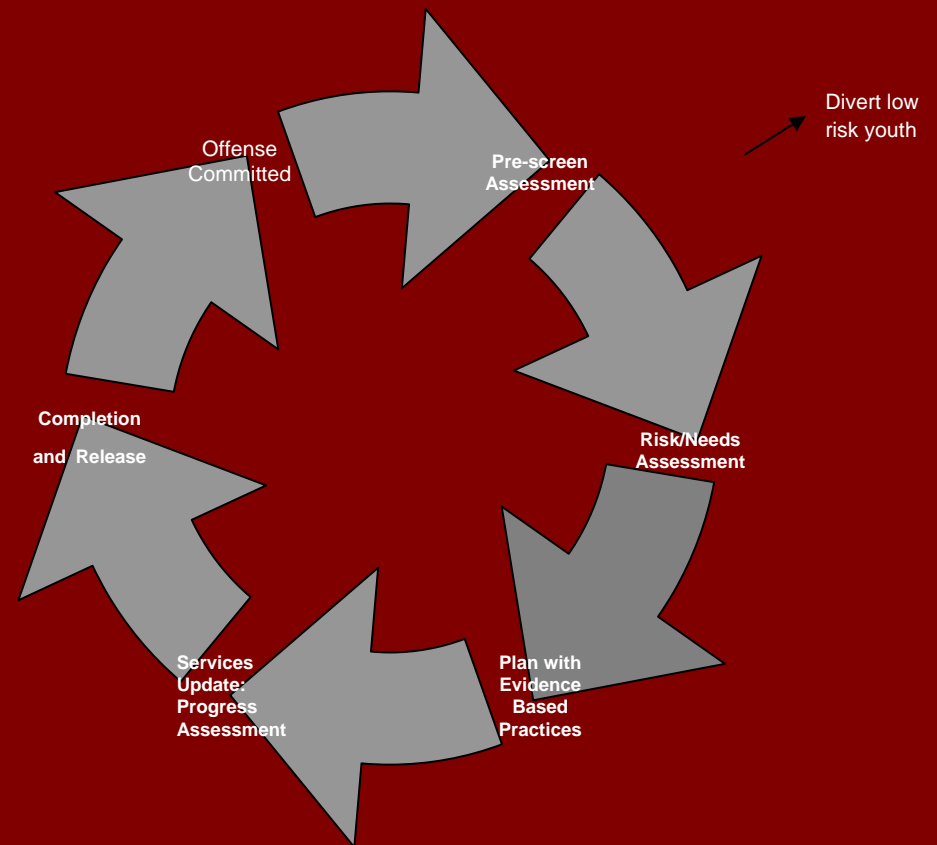



Recommendation 5

CSSD and DCF and other relevant agencies should collaborate to ensure that federal reimbursement (Medicaid) is obtained to the maximum extent possible, especially for clinical services for youth on probation.

Recommendation 6


Move to an integrated service system which links risk assessment, needs assessment, service planning and delivery, reassessment and outcomes.





Recommendation 7

Use the recommended criteria to select an automated system that will allow for the implementation of an integrated system.



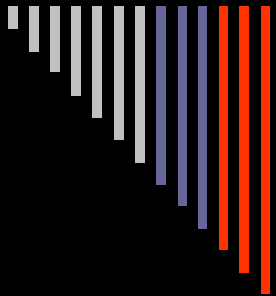
Recommendation 8

Expand and enhance efforts to track services and outcomes and should commit to making decisions about which services to offer based on the data from that tracking.



Recommendation 9

Ensure that the resources designated for the community based services are not consumed by increases in residential care which may result from the transfer of 16 and 17 year-olds to the juvenile system.



LSI Needs Area	Service Category	Number Needing	Cost	Total
Marital Alcohol/ Drugs Emotional/ Personal Attitude/ Orientation	Clinical	3844	\$2552	\$9,810,000
Education/ Employment	Education and Employment	3168	\$3215	\$11,642,000
Accom- modation	Transitional Housing and Independent Living	180	Variable	1,000,000
Criminal History Financial Leisure/ Recreation Companions	Other	5988	Variable	1,000,000