



Juvenile Jurisdiction Policy and Operations Coordinating Council

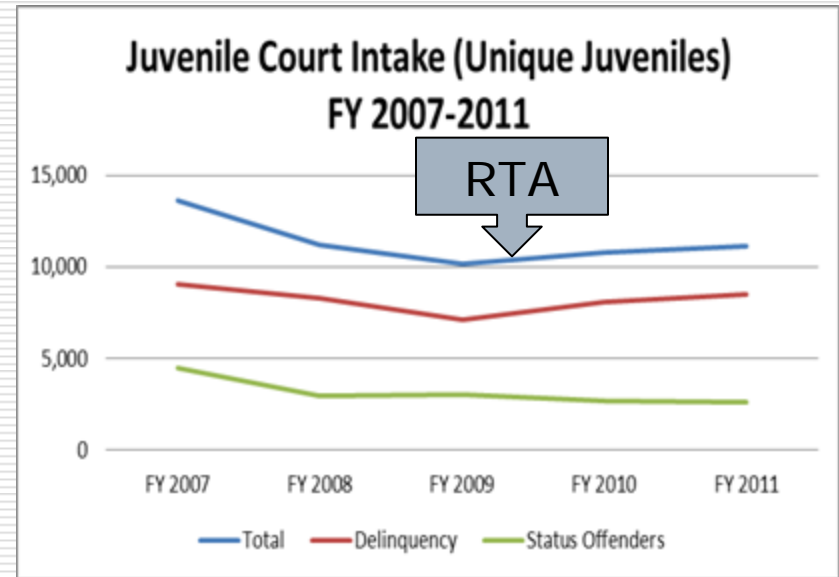
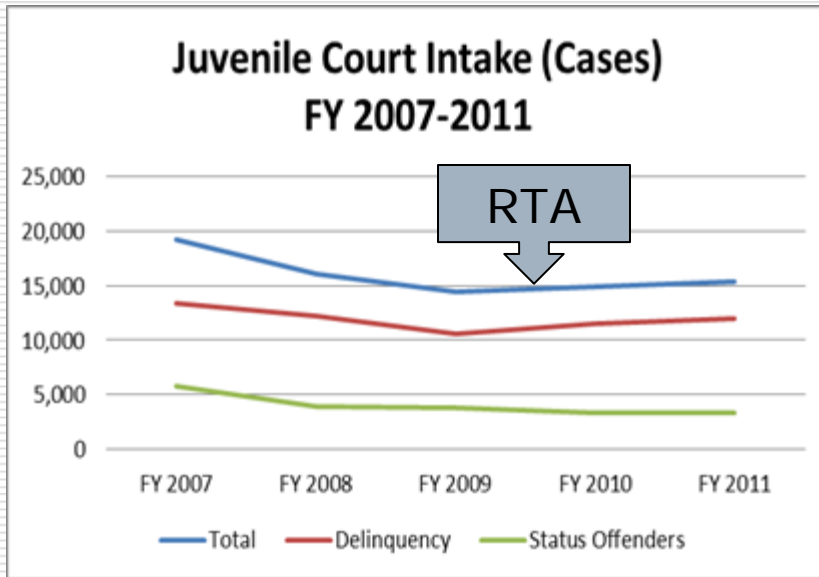
**State of Connecticut Judicial Branch
Court Support Services Division
October 25, 2011**

Presentation Outline

1. JJ System Data Overview
2. Program and Raise the Age Outcomes
3. Strategies aimed at Risk Reduction

JJ SYSTEM DATA OVERVIEW

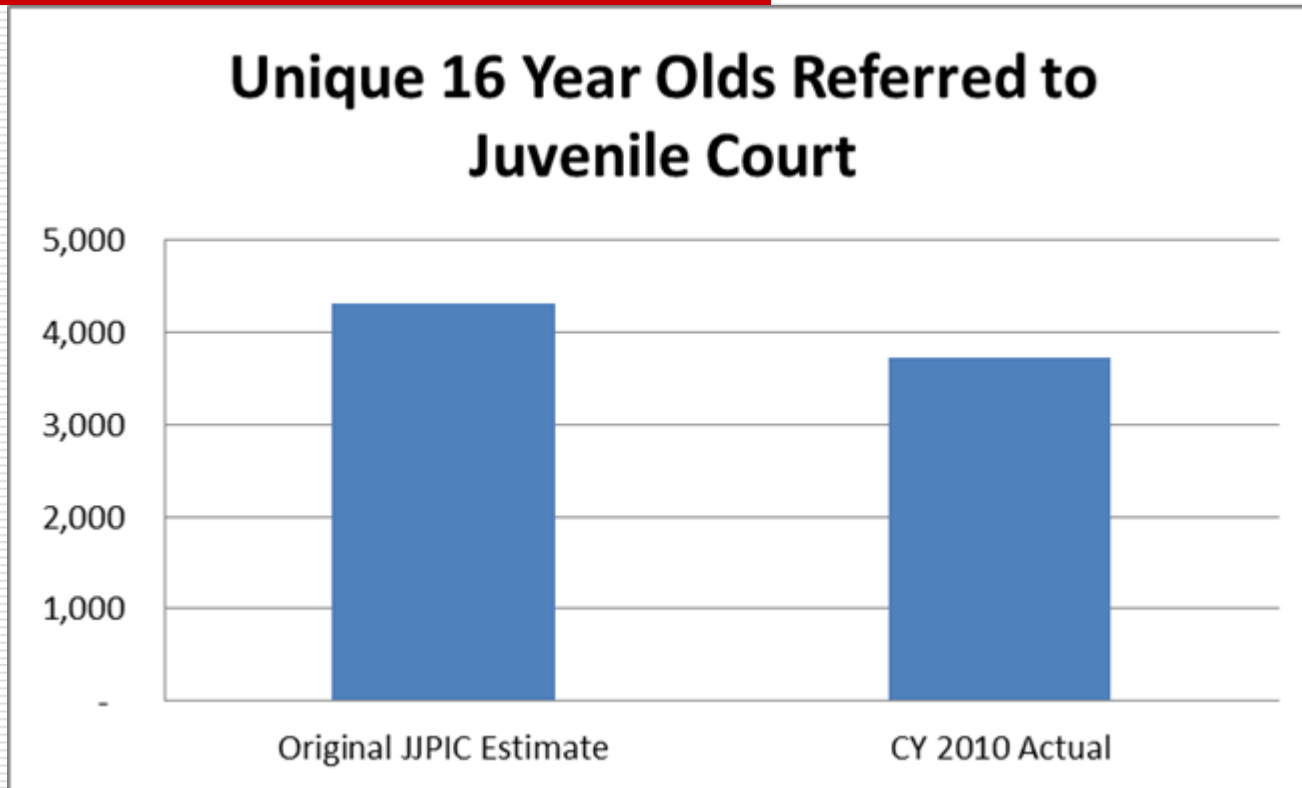
Court Intake



Case intake is down 20 percent over the past five years, even after Raise the Age

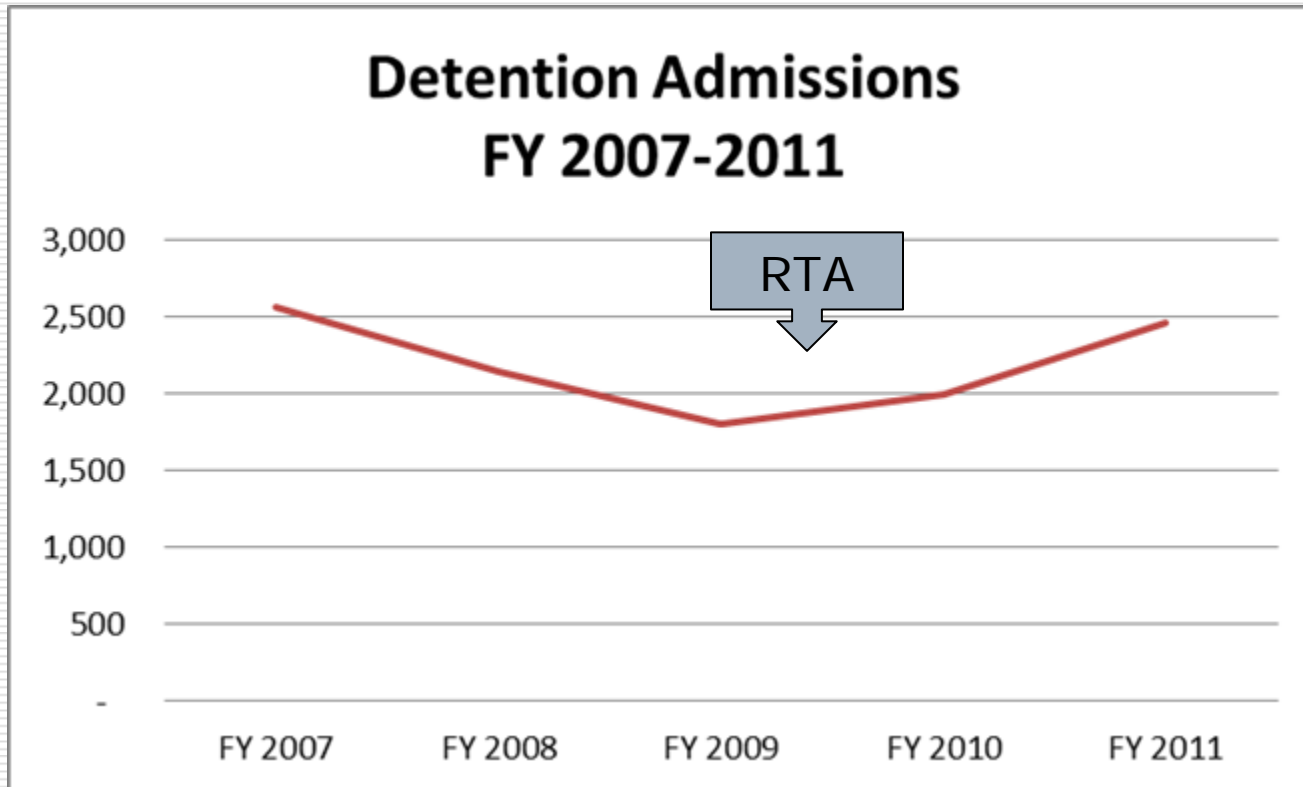
The number of unique juveniles referred to the court is down 18 percent since 2007

Court Intake – 16 Year Olds



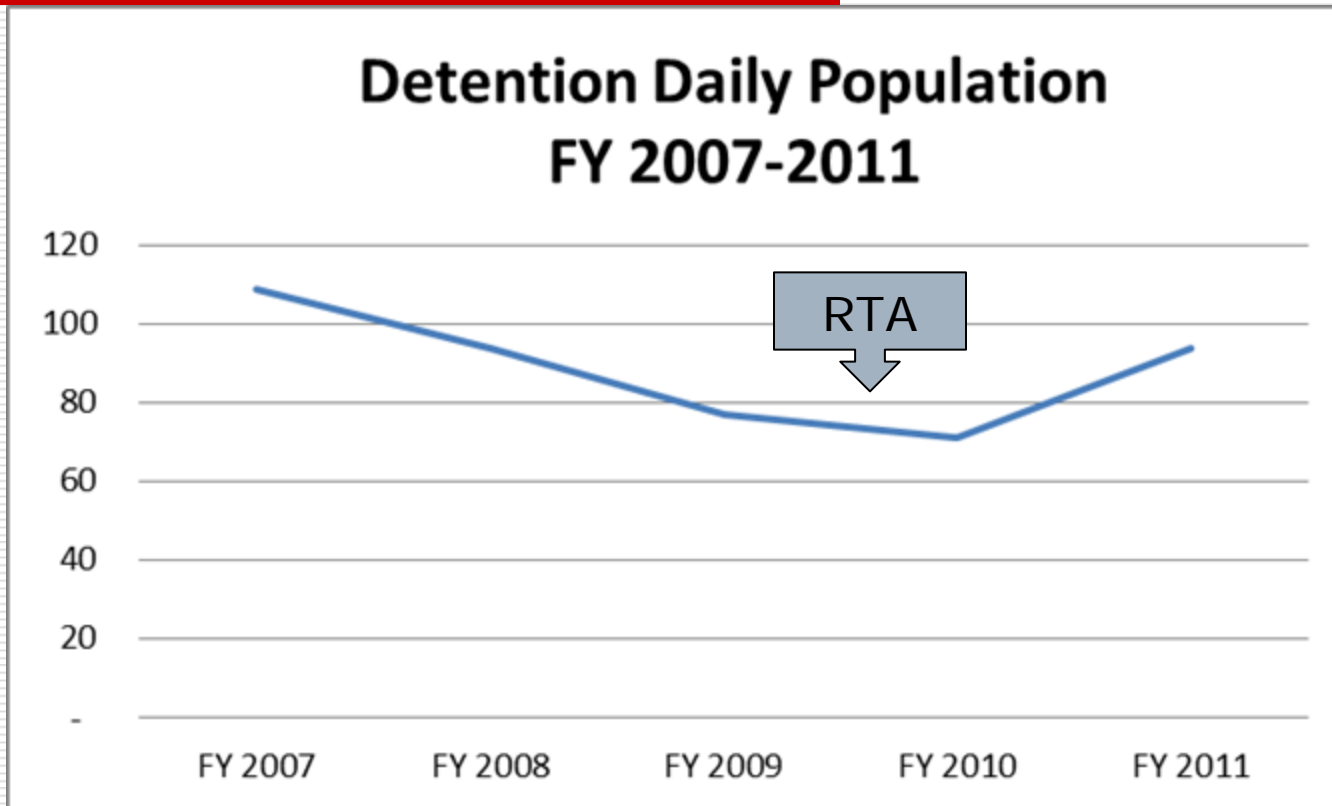
The actual number of 16 year olds referred to Juvenile Court in CY 2010 was 13 percent less than projected

Detention Admissions



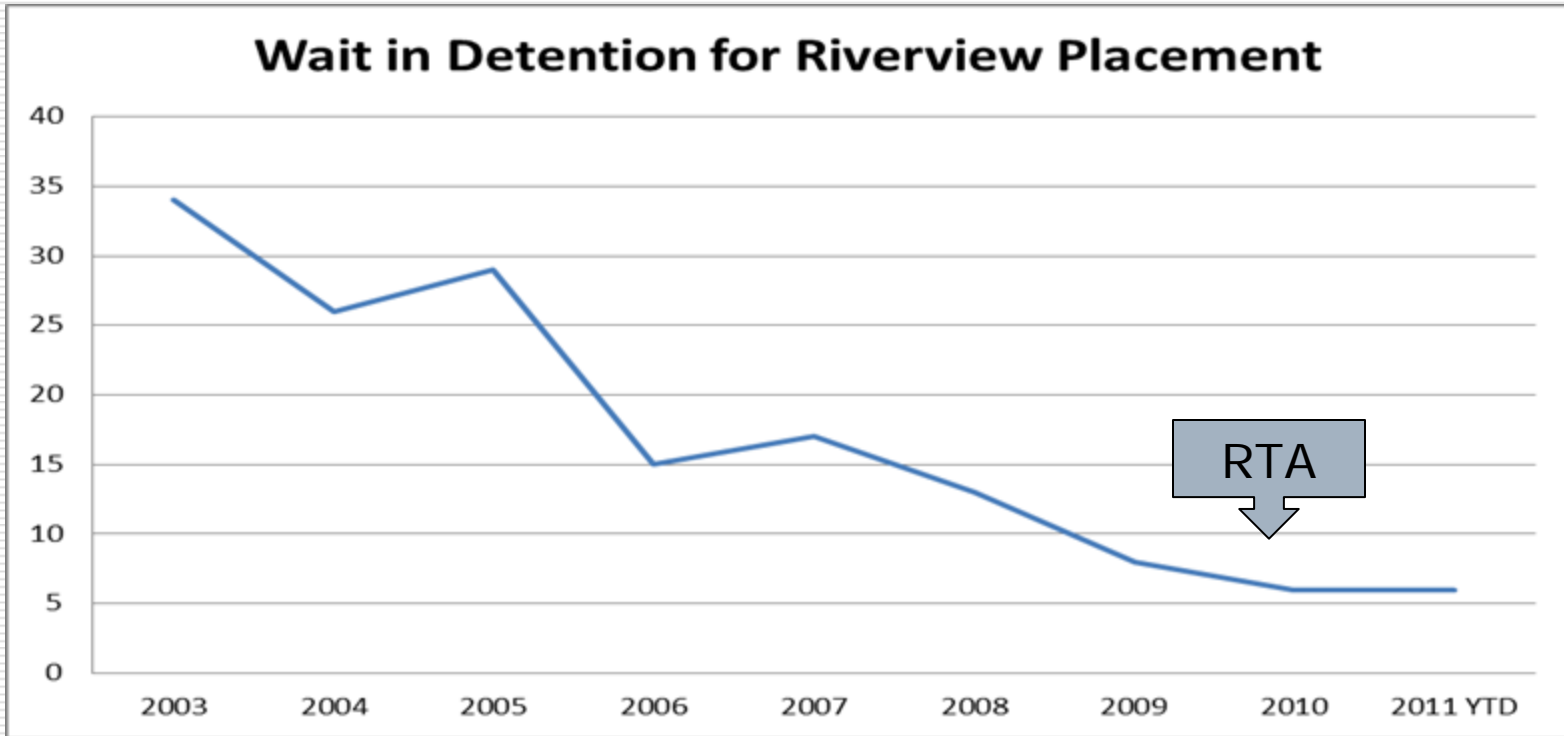
Detention admissions are lower than 2007

Detention Daily Population



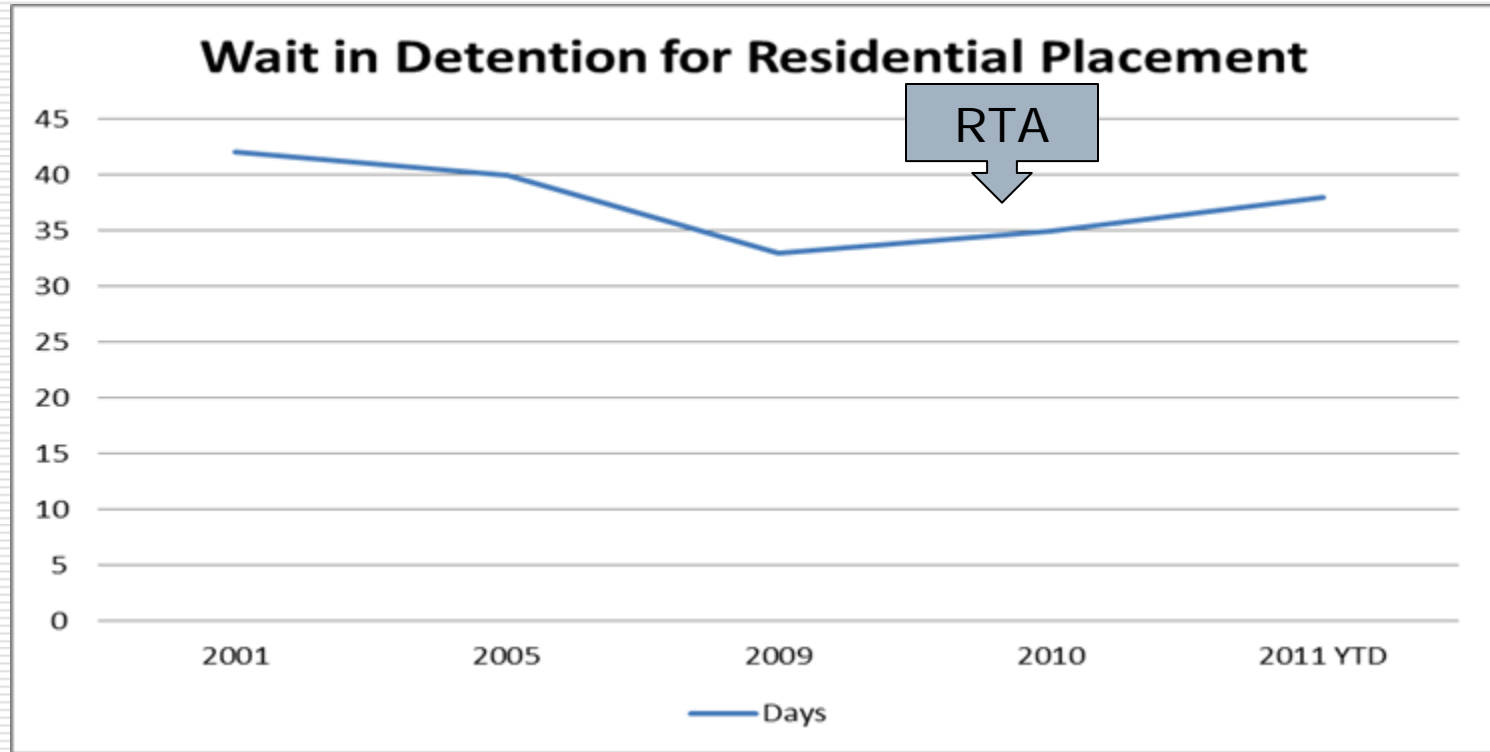
Average daily population is down 14 percent due in part to greater investment in community-based alternatives

Wait Time for Riverview



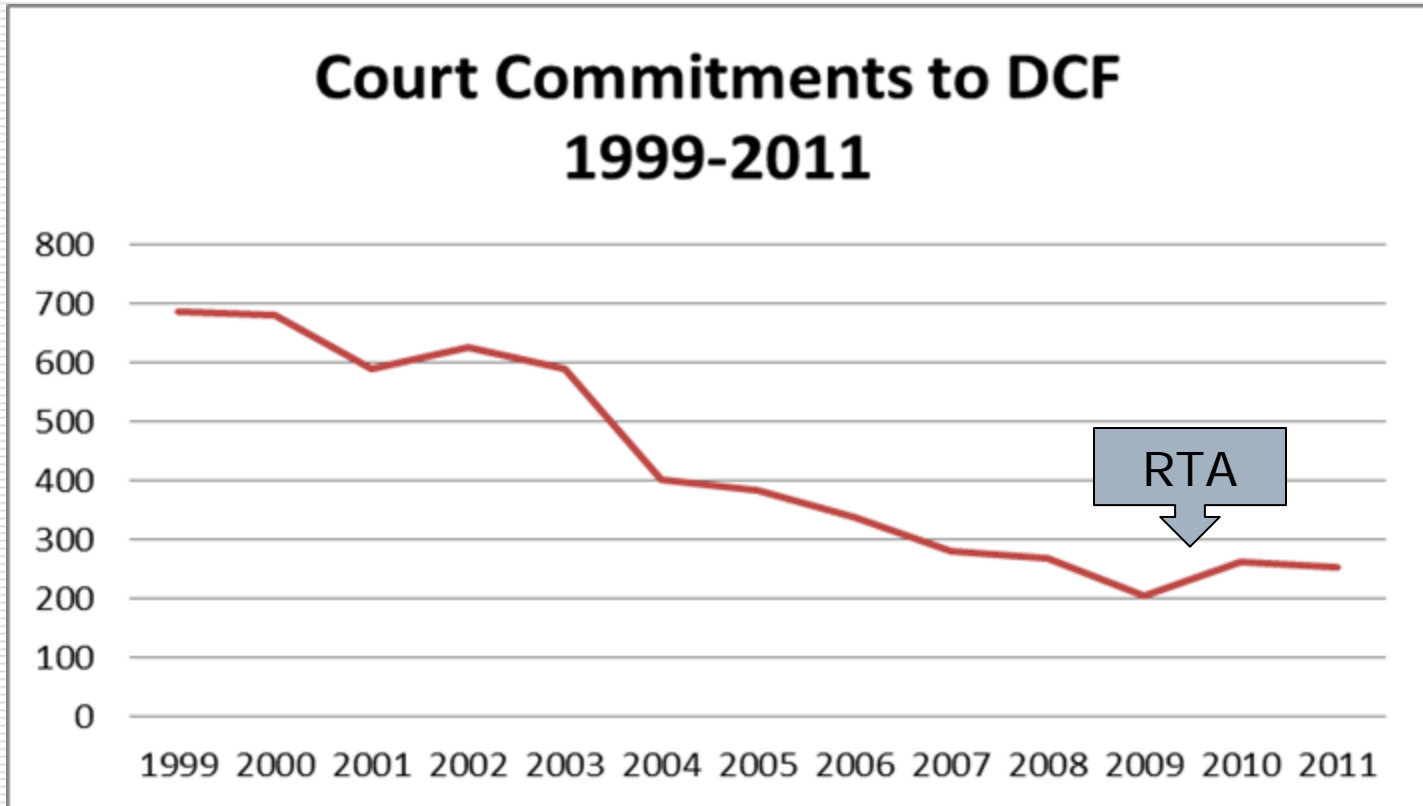
There has been an 82 percent reduction since 2003 in the number of days in detention while waiting for Riverview Placement

Wait Time for Placement



There has been a 10 percent reduction since 2001 in the number of days in detention while waiting for Residential Placement

DCF Commitments



Commitments have dropped 63% since 1999

**PROGRAM
AND
RAISE THE AGE
OUTCOMES**

Youths Equipped for Success

<u>Metric</u>	<u>2009</u>	<u>2010</u>	<u>2011 to-date</u>	<u>2011 Goal</u>
TARGET Completion Rate	92%	84%	91%	83%
VOICES Completion Rate	73%	86%	88%	83%
VIEWPOINTS Completion Rate	73%	80%	88%	83%
Home-based Services Completion Rate	87%	88%	88%	80%
12-Month Rearrest Rate for Completers	N/A	51%	45%	49%

Multi-systemic Therapy (MST)

<u>Metric</u>	<u>2009</u>	<u>2010</u>	<u>2011 to-date</u>	<u>2011 Goal</u>
Program Completion Rate	88%	86%	87%	85%
Percent living at home at treatment completion	90%	89%	90%	90%
Percent working or attending school at treatment completion	85%	87%	81%	90%
12-month rearrest for completers	43%	49%	50%	46%

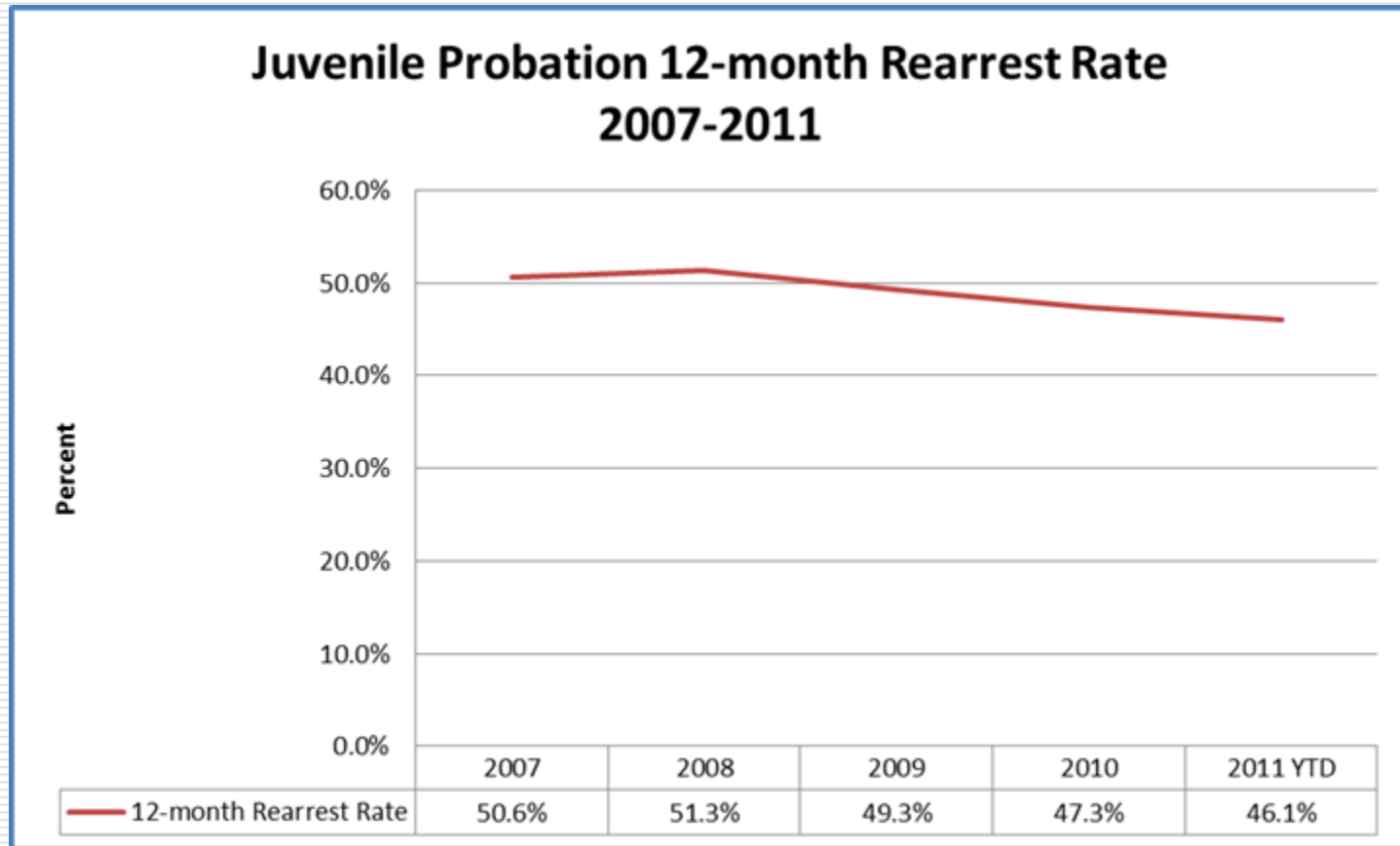
Family Support Center

<u>Metric</u>	<u>2009</u>	<u>2010</u>	<u>2011 to- date</u>	<u>2011 Goal</u>
Program Completion Rate	74%	72%	80%	82%
12-month New FWSN Referral Rate for Completers	18%	16%	19%	16%
12-month New Arrest Rate Completers	38%	31%	35%	30%

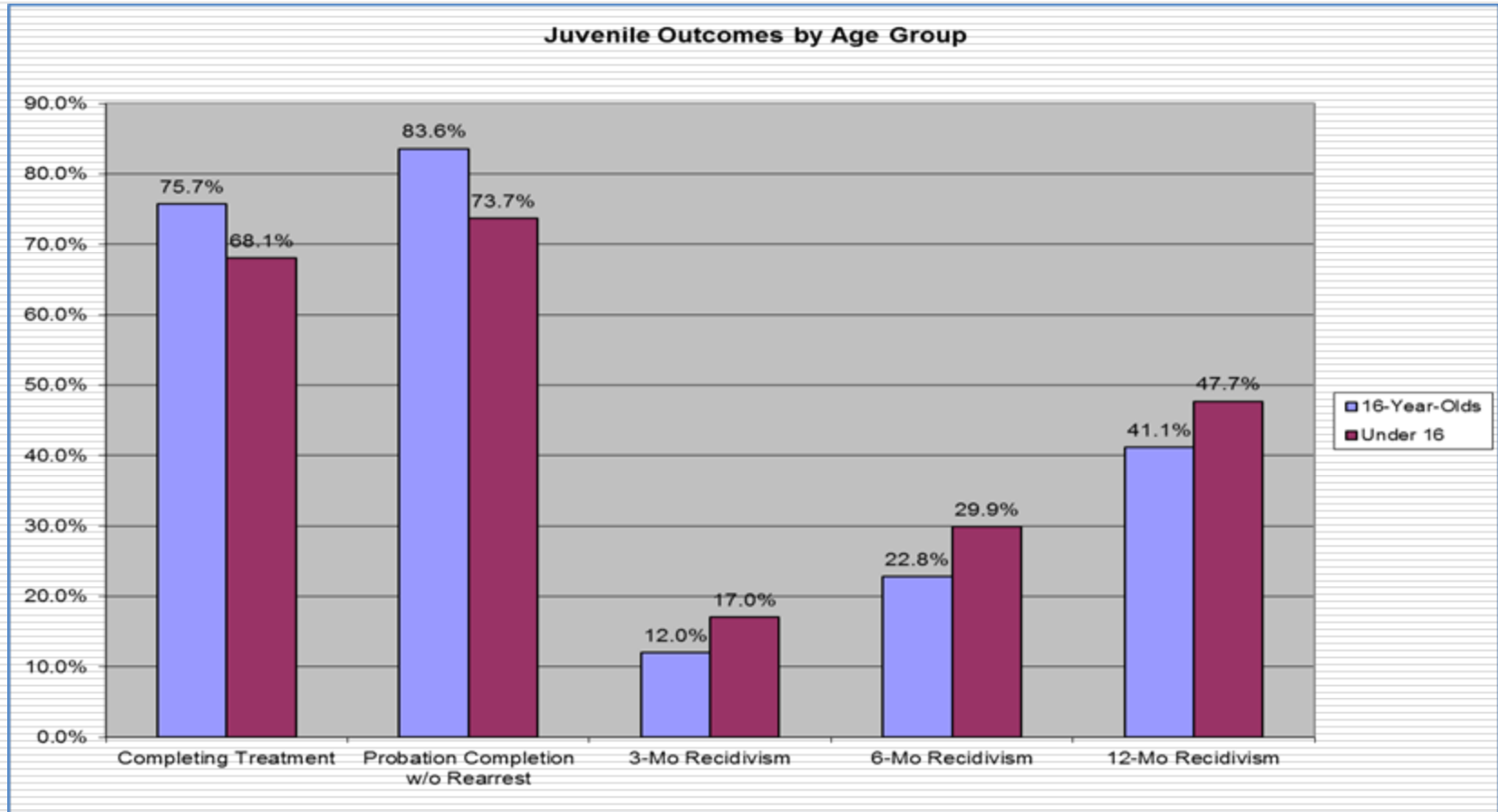
Intensive In-home Child and Adolescent Psychiatric Services (IICAPS)

IICAPS Benchmarks	Baseline	Goal	7/1/10 – 6/30/11
Treatment Completers	49%	51%	63%
Decrease in Hospital Admission Days	42%	44%	53%
Decrease in ED Visits	43%	45%	30%
Ohio Scales Reliable Change in Functioning	53%	55%	55%
Ohio Scales Reliable Change in Problem Severity	58%	60%	53%
Re-arrest Rates for Completers	TBD	TBD	TBD

12-Month Rearrest Rate – Juveniles on Supervision/Probation



Raise the Age Probation Outcomes to Date



STRATEGIES AIMED AT RISK REDUCTION

System Improvement

- Juvenile Justice System Improvement Project (JJSIP) from the Center for Juvenile Justice Reform
 - Standardized Program Evaluation Protocol
 - Comprehensive Strategy for Serious, Violent and Chronic Juvenile Offenders

Goal: Further align CSSD Operations and Programs with evidence-based approaches to reduce recidivism

School-based Arrests

- Partner with DCF, SDE, Advocacy Groups, LISTS, local school officials, and researchers to:
 - Identify feeder schools
 - Identify strategies to be utilized at the local level in lieu of arrest
 - Identify funding opportunities

Goal: Improve behavioral interventions and opportunities for diversion at the local level to reduce school-based arrests

Cross-over Youth Project

- In consultation with the Center for Juvenile Justice Reform at the Georgetown University Public Policy Institute (CJJR), a project to address the unique issues presented by children and youth who are known to both the child welfare and juvenile justice systems.
 - Identification of cross-over youth
 - Improving information exchange across systems
 - Family-centered and joint-agency decision making
 - Maximizing services in each system

Goal: A reduction in the number of youth placed in out-of-home care, the use of congregate care, the disproportionate representation of children of color, and the number of youth becoming dually-adjudicated

Disproportionate Minority Contact

- In consultation with the Center for Children's Law and Policy:
 - Develop data reporting capabilities to better identify DMC at all decision points in the JJ System
 - Utilize working groups in Hartford and Bridgeport to develop strategies to reduce DMC

Goal: Increase awareness of DMC at all decision points and collaboratively strategies solutions at the local level