

CYSA Presentation for JJPOCC



JANUARY 4, 2012

Introduction



Data Collection Efforts: KidTrax



- **Purpose: Strengthen planning, training, program management and quality assurance**
- **Initial implementation of KidTrax (2007)**
 - Web-based case management system used to track and analyze data and outcomes by and across YSBs
 - Funding from the Hartford Foundation for Public Giving
 - Eight YSBs
- **CYSA seeking private funding through philanthropic community to add up to 47**

Building Accountability through RBA



- Foundation set through a pilot sponsored by the Office for Workforce Competitiveness and the CETC Youth Committee
- Seven YSBs participated in the first steps for developing common measures that would cut across programs and agencies
- Lead to expansion of the initiative under the leadership of SDE and CYSA

The Expanded Pilot



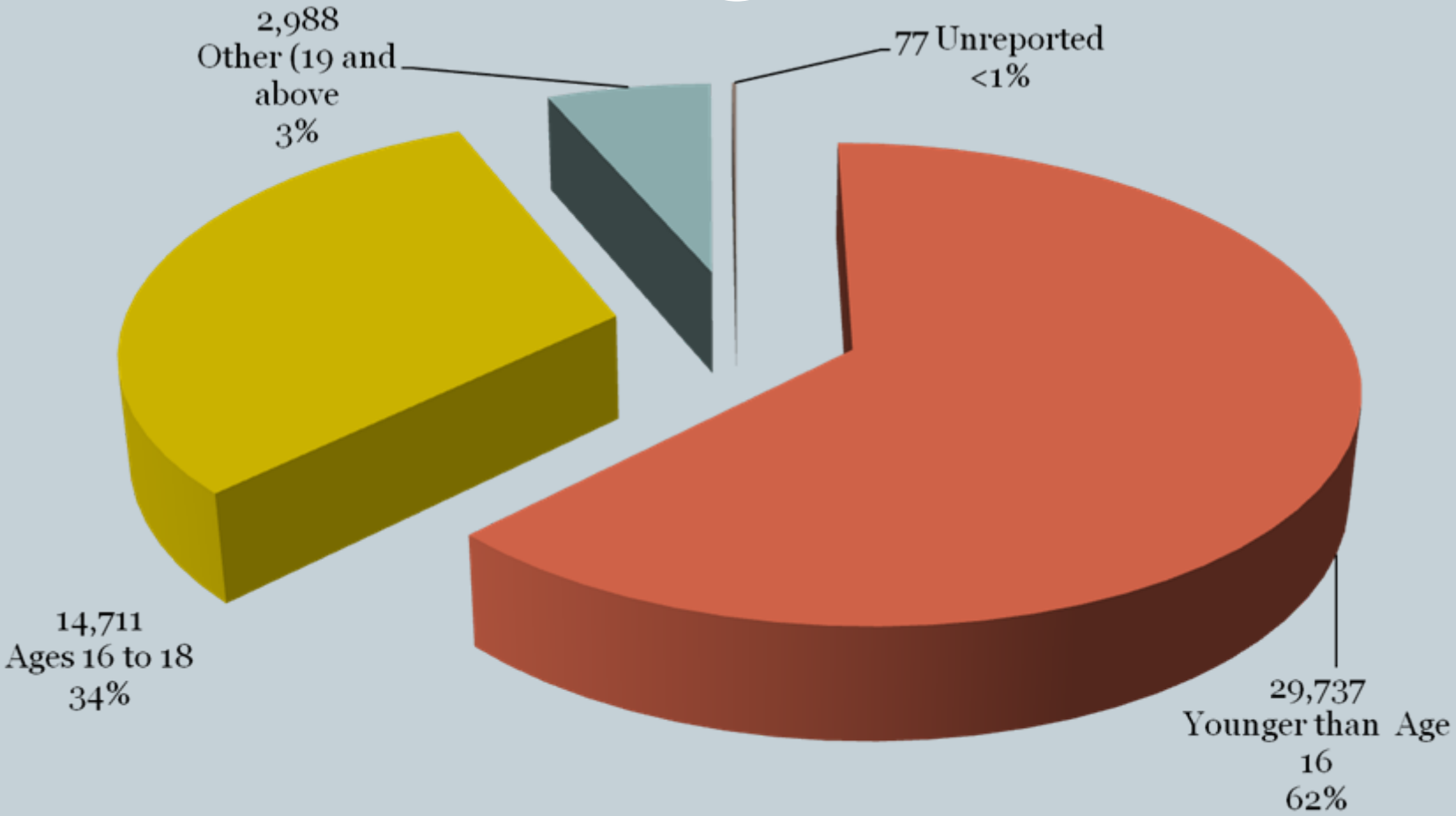
- Involved 25 YSB across the state
- Develop a common results statement, headline indicators, and outcome measures that provided an organizing framework for following strategic areas:
 - Juvenile Justice
 - Positive Youth Development
 - Mental Health Services
 - Child Welfare (including Teen Pregnancy Prevention and Teen Parent Education)

The Expanded Pilot, continued

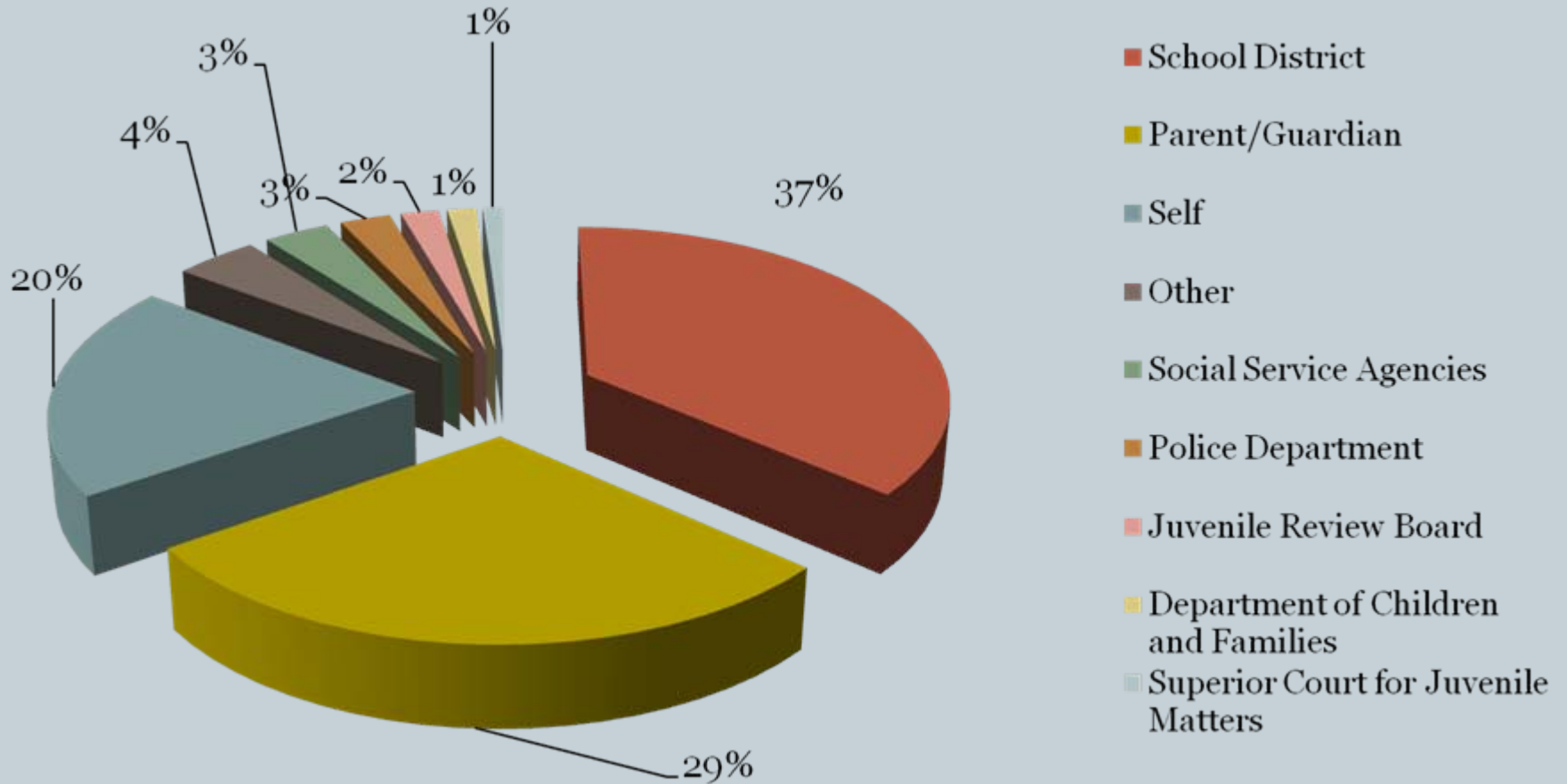


- **Identify how much was done, how well it was done and if anyone was better off**
 - Revised the data collection structure used by the individual YSBs for annual SDE reporting
 - Developed two questionnaires focused on youth development and mental health services
 - Developed a methodology for looking at the school behaviors of YSB participants to determine if they are truly better off

Age of Participants 2011



Percent of Referrals by Source

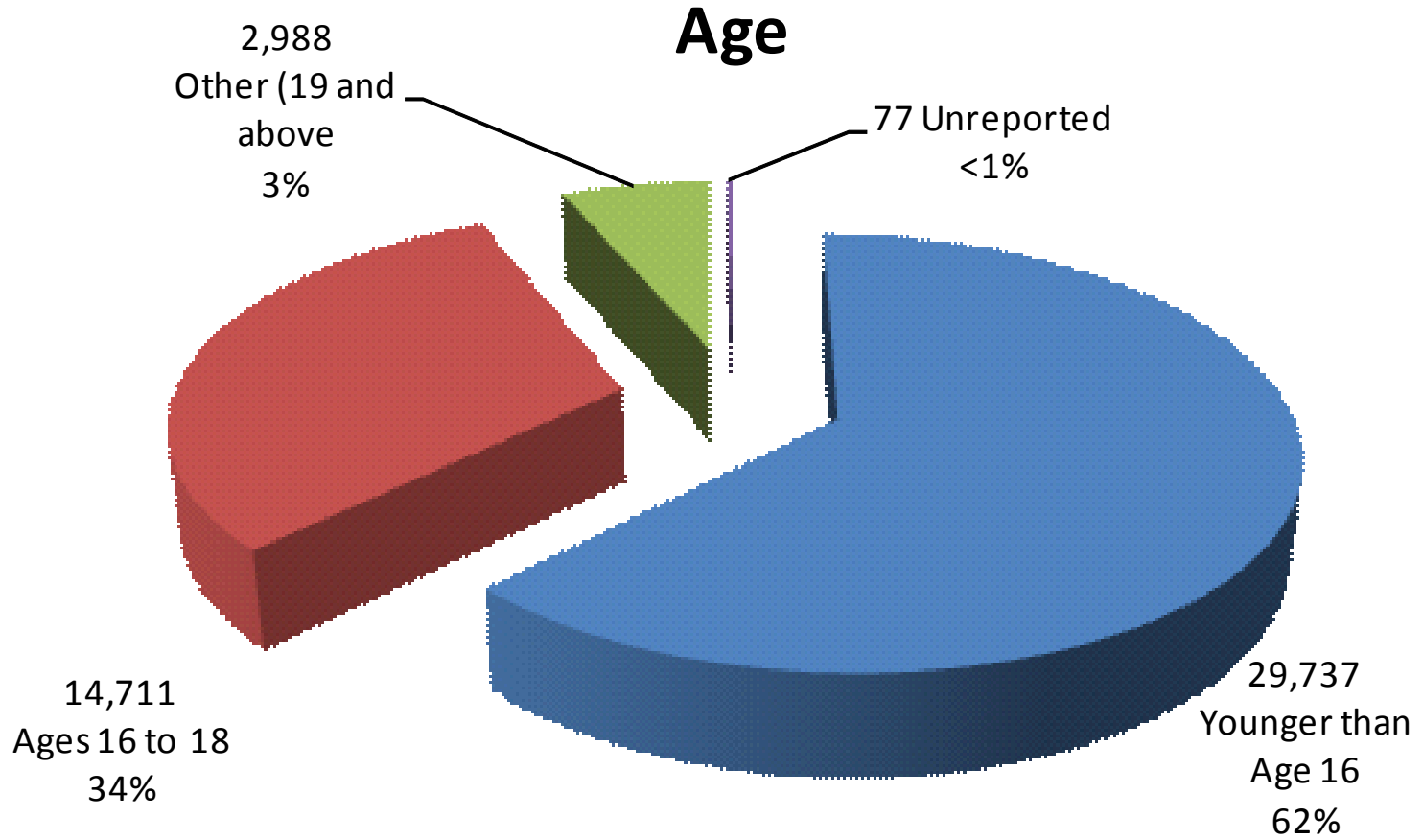


Numbers Served by Area



Area	Number Served
Educational Programs – (After-School Programs, Employment/Training and Extended Learning)	21,806
Positive Youth Development Programs	49,970
Child Welfare Programs (Teen Pregnancy, Teen Parent Education and Child Welfare)	1,265
Total	73,041

Age Distribution



Mental Health Clinical Activities



- 4,622 children and youth in individual counseling;
- 3,298 in family therapy; and
- 2,217 in crisis intervention



The First YSB Report Card

Next Steps



- YSB directors and staff have been trained on the new data collection
- The questionnaires are being required this year across all programs
- Data matching will be used to report school outcomes for all youth in structured YSB programs (excludes those exclusively receiving mental health services)
- Program attendance data will be collected on a pilot basis to assess program quality

Local Interagency Service Team Project



**A SUCCESSFUL PARTNERSHIP
BETWEEN CSSD, DCF AND CYSA
BY: MARY ROCHE CRONIN, M.A., J.D. ON
BEHALF OF CONNECTICUT YOUTH
SERVICES ASSOCIATION**

YSB Role in LIST Project



- **CYSA has the LIST contract for YSBs to act as lead entities in 11 out of 13 court catchment areas.**
- **Similarities between LIST goals and YSB statutory mandates**
- **As lead entities, YSBs:**
 - **Coordinate the LISTs**
 - **Bring community partners to the table who are invested in promoting positive outcomes for youth**
 - **Facilitate regular meetings**
 - **Keep minutes and produce annual reports**

Key Accomplishments



- **LISTs established in all eleven court catchment areas**
- **Broad-based community representation**
- **Two annual reports submitted**
- **Trends and issues identified**
- **Data sharing between CSSD and LISTs**
- **CSSD sharing information about grant funding opportunities**
- **Increased referrals to DCF Wilderness School**
- **More Juvenile Review Boards (JRB) established**
- **Some LISTs using RBA in goal-setting and reporting**

Benefits of LIST



- Enabling new relationships to form between partners and strengthened existing ones, particularly with CSSD and DCF
- New initiatives have resulted, e.g.:
- comprehensive needs assessment
- attendance review board
- dual diagnosis program
- Pilot culinary and wellness projects
- school-based arrest initiatives
- new JRBs and re-established JRBs

Reoccurring Themes



- Need more quality mental health services accessible for “at-risk” as well as court involved youth
- Need more programs/services to prevent truancy and other “at-risk” behaviors
- Need more activities for youth coming off probation
- Need focus on prevention and early intervention
- Need training for all partners, especially when new staff is assigned to work with youth
- Need more sharing of information between schools, police and providers re: identified youth
- Need training on how to engage parents

Biggest Challenge



- **Parent engagement**
- **Lack of funding**

CYSA & YSBs



COMMITTED TO THE SUCCESS OF THE LIST PROJECT

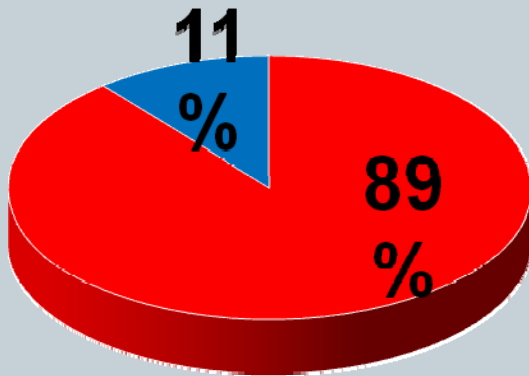


SURVEY OF YOUTH SERVICE BUREAU JUVENILE REVIEW BOARD PROGRAMS AND SERVICES

JANUARY 2012

During December 2011, a survey was sent out to all 91 members of the Connecticut Youth Services Association asking about their Juvenile Review Board programs.

A total of 81, or 89% of the member Youth Service Bureaus, representing 129 municipalities, responded.

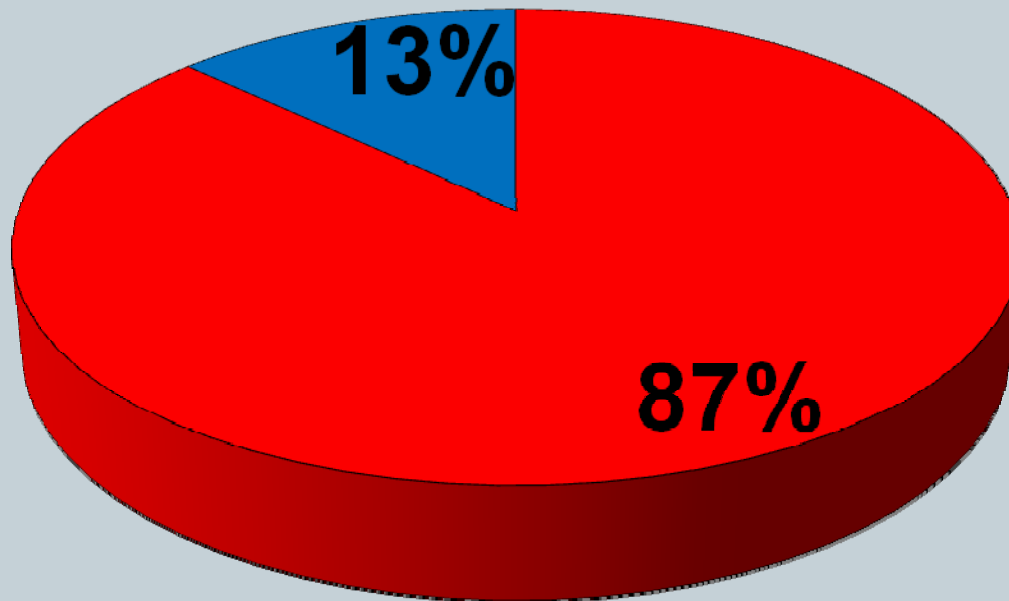


- RESPONDING YOUTH SERVICE BUREAUS (89%)
- NOT RESPONDING YOUTH SERVICE BUREAUS (11%)

Here are the results...

MUNICIPALITIES COVERED BY ALL YOUTH SERVICE BUREAUS

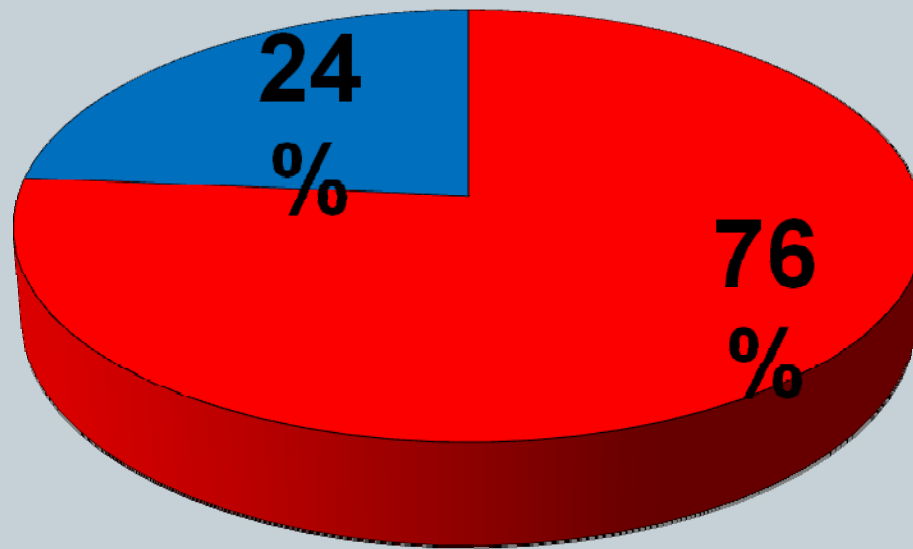
- MUNICIPALITIES WHERE YSBs EXIST (147 or 87%)
- MUNICIPALITIES WHERE YSBs DO NOT EXIST (22 or 13%)



MUNICIPALITIES COVERED BY THE YOUTH SERVICE BUREAUS RESPONDING TO THE SURVEY



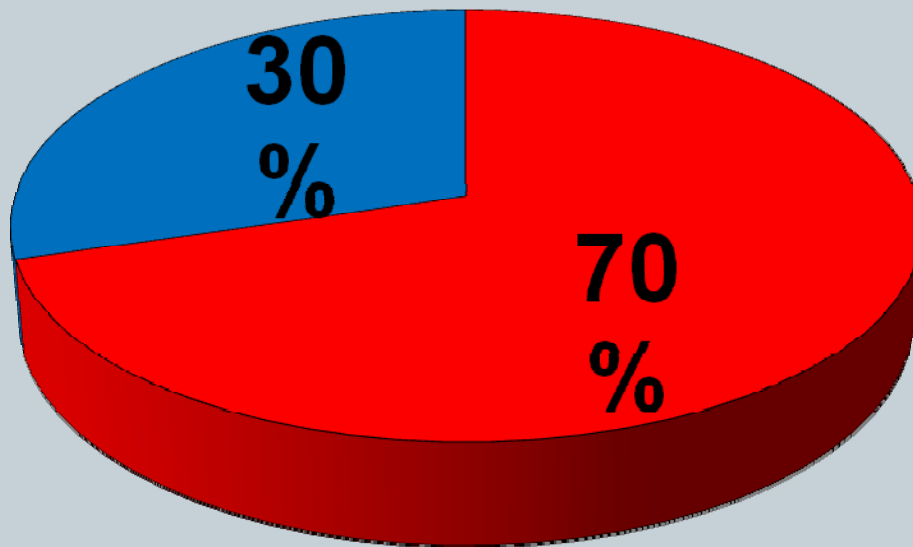
- MUNICIPALITIES COVERED BY RESPONDING YSBs (129 or 76%)
- MUNICIPALITIES NOT COVERED BY RESPONDING YSBs (40 or 24%)



YOUTH SERVICE BUREAUS WITH JUVENILE REVIEW BOARD PROGRAMS (Youth Service Bureaus responding to survey)

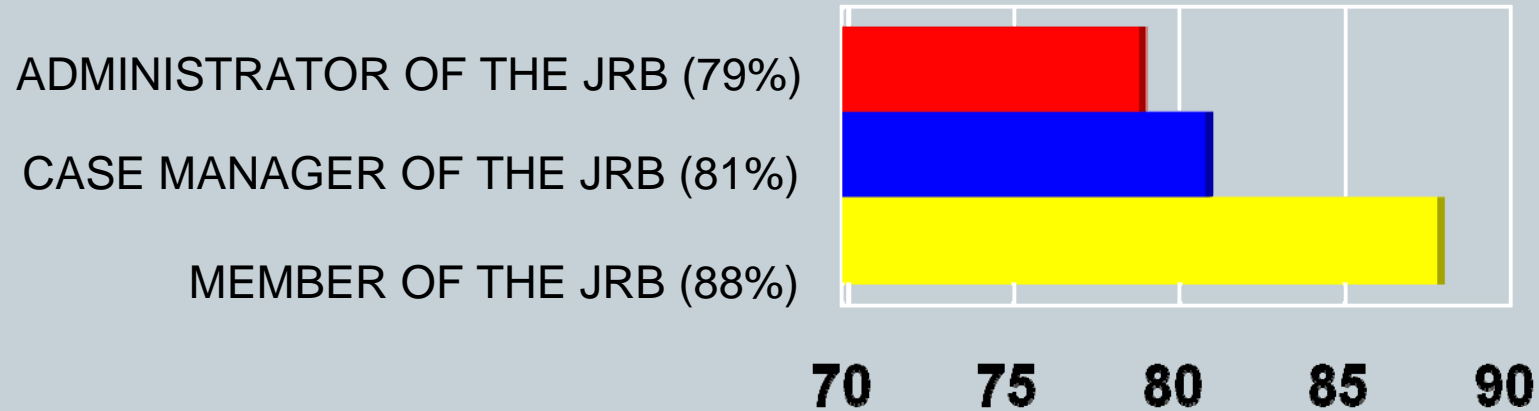


- YOUTH SERVICE BUREAUS WITH A JRB (70%)
- YOUTH SERVICE BUREAUS WITHOUT A JRB (30%)



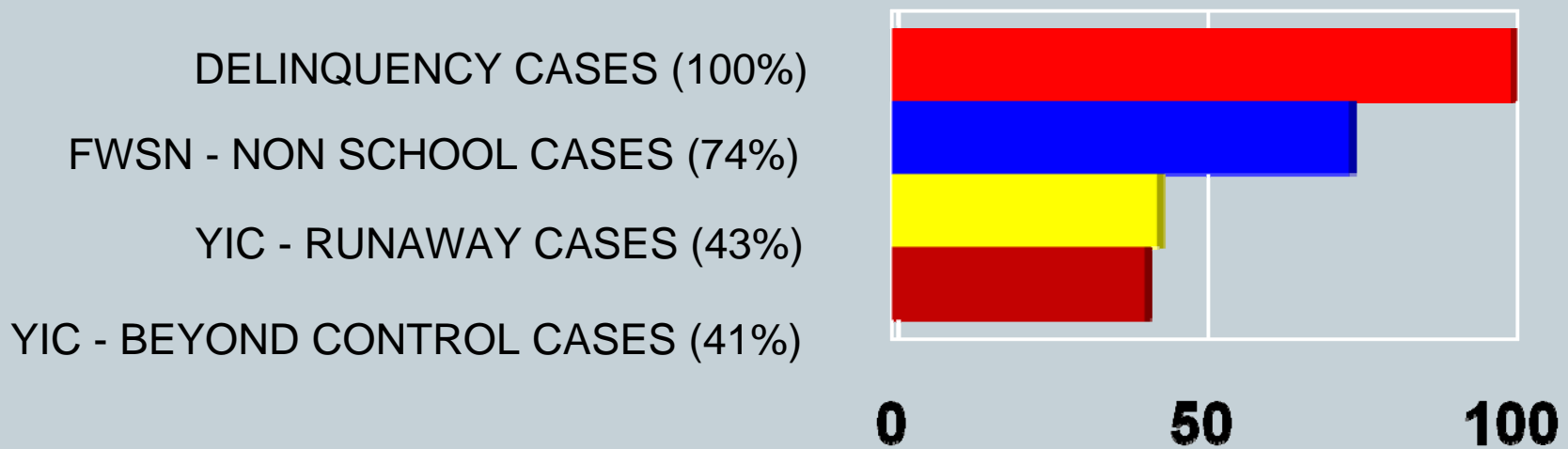
The 57 responding Youth Service Bureaus that have JRB programs serve a total of 78 municipalities.

ROLE OF YOUTH SERVICE BUREAU STAFF IN THE OPERATION OF THE JRB



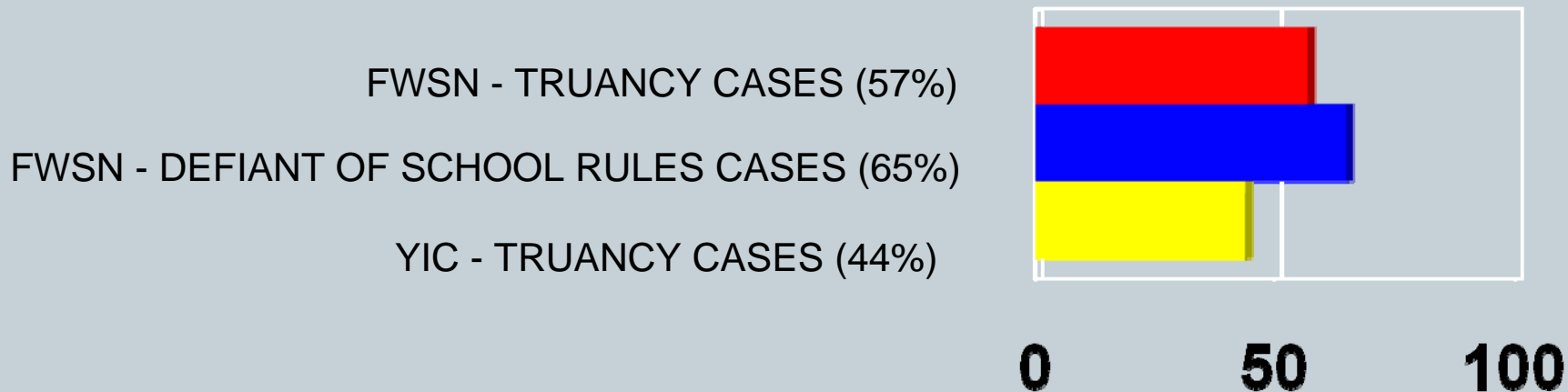
POLICE REFERRALS ACCEPTED BY JRB

(Percent of JRBs accepting each type of case)



SCHOOL REFERRALS ACCEPTED BY JRB

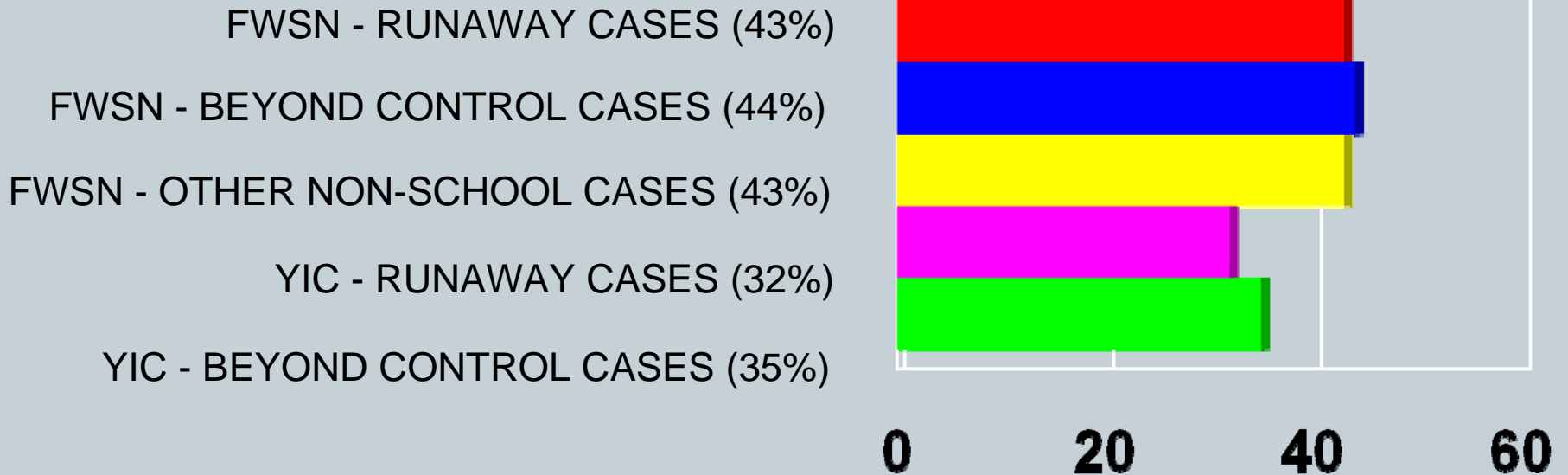
(Percent of JRBs accepting each type of case)



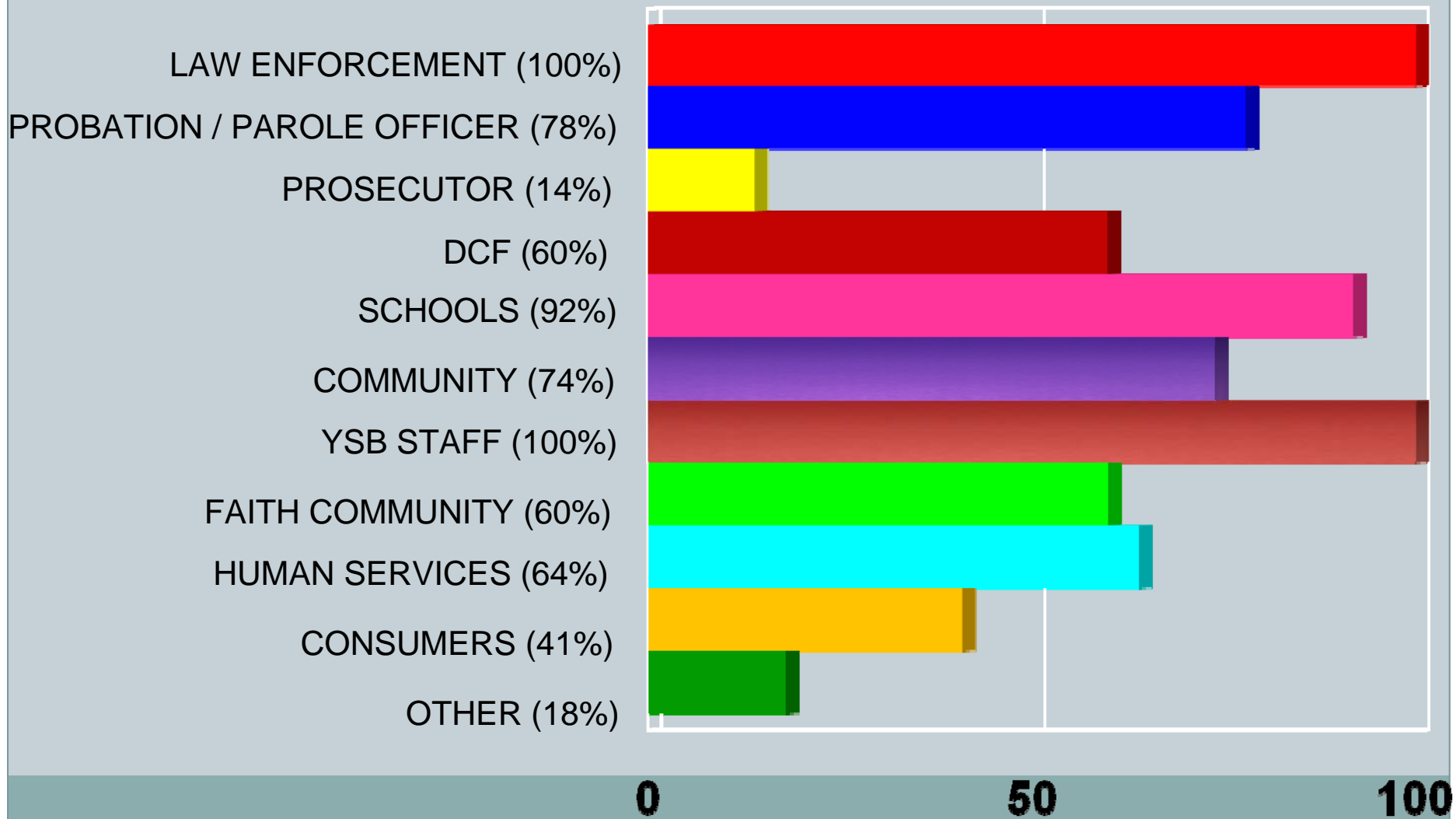
NOTE: If more JRBs were able to accept FWSN defiant of school rules cases, that conduct could be referred to the JRB rather than resulting in a delinquency arrest.

PARENT REFERRALS ACCEPTED BY JRB

(Percent of JRBs accepting each type of case)

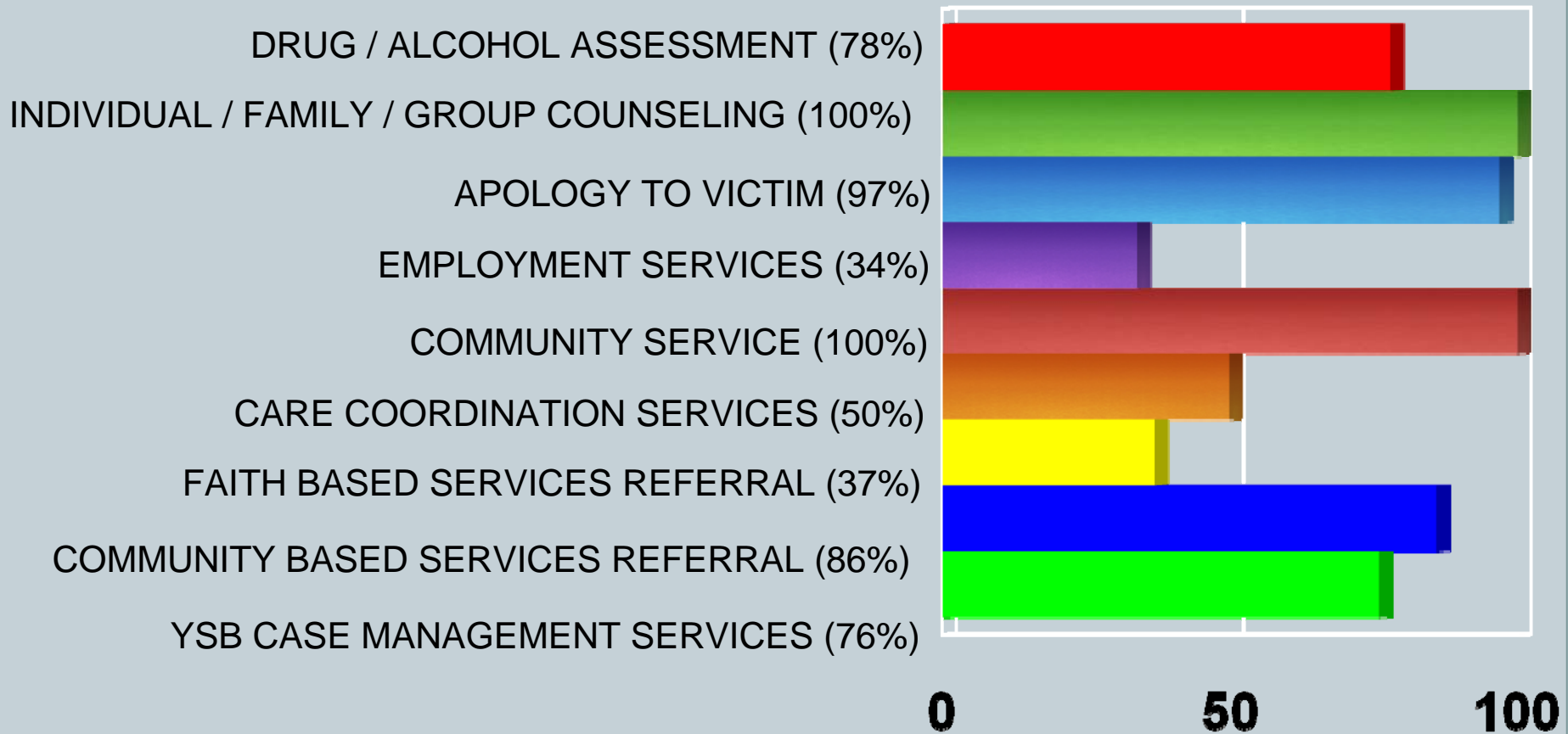


JRB MEMBERSHIP COMPOSITION



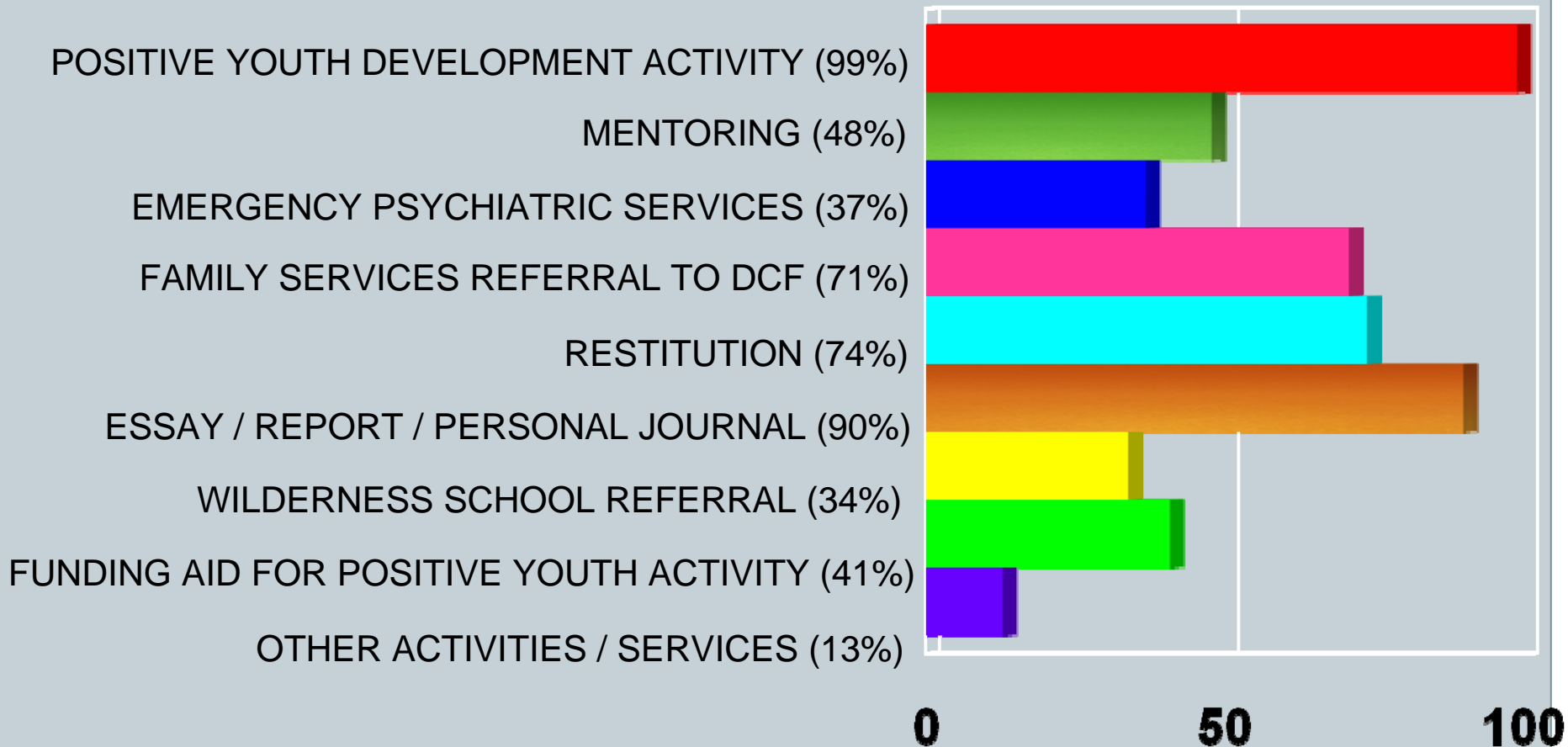
TYPES OF DIVERSIONS USED BY A JRB

(Percent of JRBs using each type of diversion)

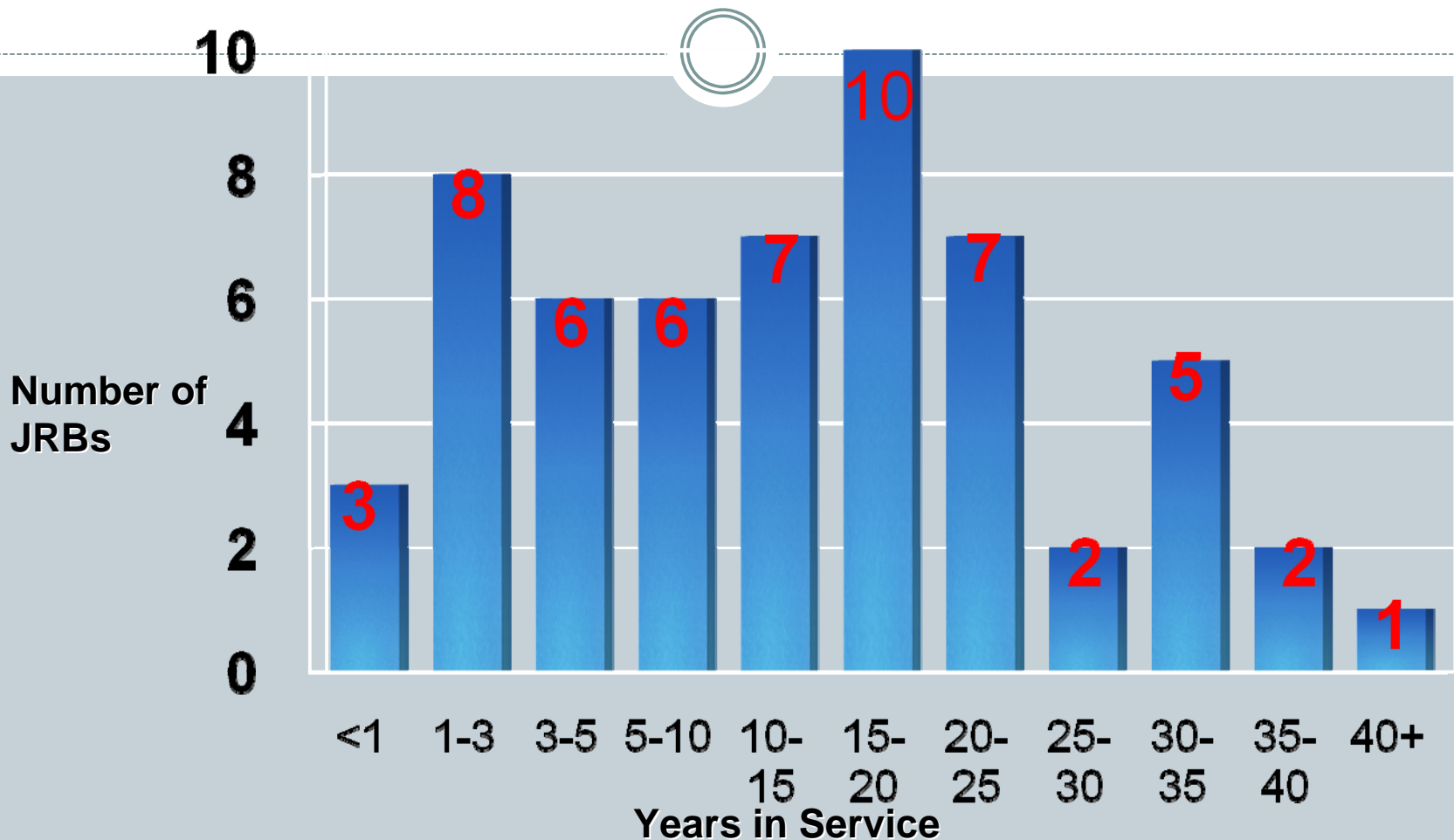


TYPES OF DIVERSIONS USED BY A JRB

(Percent of JRBs using each type of diversion)



YEARS IN SERVICE OF JRB PROGRAMS



There are also 6 more programs in the planning stages and 10 more that expect to emerge within the next 1-2 years. At that point, a total of 111 municipalities will be served by a JRB.

WHERE FUTURE GRANTS WOULD BEST SERVE YOUTH SERVICE BUREAU JRB PROGRAMS



- ✓ Funding to hire new JRB Case Manager or increase the hours devoted to JRB duties by existing staff.
- ✓ Flex funding to help JRB families to access (transportation & child care) mental health services (evaluation & treatment).
- ✓ Flex funding to help JRB families to access positive youth development programs.
- ✓ Access to CSSD community based programs and services for JRB families where utilization permits.
- ✓ Access to new and existing high quality CSSD and DCF staff training (mental health, child development and juvenile justice) for YSB and JRB staff.
- ✓ Funding and technical assistance to develop a uniform system for collecting and evaluating data and results of JRB programs.

**For more
information
Contact:**

**Chris Montes, Administrator
New Britain Youth & Family Services
Suite 301 – City Hall
27 West Main Street
New Britain, CT 06051
Tel.: (860) 826-3366
E-mail: cmontes@ch.ci.new-britain.ct.us**

**Joel Rosenberg, Exec. Director
AHM Youth Services
25 Pendleton Drive
Hebron, CT 06248
Tel.: (860) 228-9488
Fax: (860) 228-1213
<http://www.ahmyouth.org>**



**Francis J. Carino
Supervisory Asst. State's Attorney
Office of the Chief State's Attorney
300 Corporate Place
Rocky Hill, CT 06067
Tel.: (860) 258-5826
Fax: (860) 258-5858
E-mail: fjcarino@gmail.com**



CYSA
Connecticut Youth Services Association